

## ❁ TURN SEQUENCE ❁

You must perform the following phases in order:



1. Choose and play a card from your hand.  
Resolve its effects immediately unless they are passive.



2. Move your boat at least 1 channel section to as many sections up to the number of rowers you have.



3. Interact with both stalls to the left and right of your boat and/or the Royal Barge if you are adjacent to it.



You may interact with the stalls or Royal Barge **in the order you desire, but not more than once with each one of them per turn.**




Buy or sell goods of the indicated type according to its current price on the Price Market Chart.



Purchase a face-up market card. Pay the cost either in coins or in flowers and place the card in your hand.



Deliver the goods depicted on the Order to gain the amount of coins immediately and keep the tile.



Buy the Basket present on the stall OR hire an extra Rower by discarding 1 meat or 1 fish.



Make an offering, discarding a good and the number of flowers depicted in the leftmost empty space of that type of good.



Acquire a new stall by paying 10 coins and placing one of your pieces in an empty good stall anywhere on the board.



Choose an empty space in the King's Chart, pay the cost shown on the space and place a disk of your color there.  
**Gain a Royal Favor.**

# ENDGAME

The game ends immediately as soon as 2 of the 3 end-game conditions are met:

## Completed Royal Title

## Worshipped Buddha

## Achieved Market Supremacy























Sell all the goods on your boat (regardless of where it is located) to earn coins for the current market values.



Gain 1 VP per each set of 5 coins you have left.













Gain VP for your offerings in the Temple Chart (depending on the good type) and for the majority of disks in each of the 3 sections. Also check for possible penalties.

 5  x 	 4  x 	 10    7    4 
 3  x 	 2  x 	 -7    -4    -2 



Gain 12 VP if you are the player with the most disks in the King's Chart (or 6 VP if you are the second). Additionally, earn 8 VP for each group of 3 disks in different rows you have.

 1  12 	 2  6 	 +  +  8 
--	---	---



Reveal your fulfilled restaurant orders and gain the VP shown.



Show the market cards you own that grant VP and calculate the benefit obtained for each one of them.



Calculate the majorities of player stalls for each type of goods and gain VP accordingly:

 1  14  2  7 	 1  10  2  5 
 1  12  2  6 	 1  8  2  4 

Tally up the VP for each player to determine the winner.